

TALL VECTOR™ 74 DIRECT VENT LINEAR GAS APPLIANCE

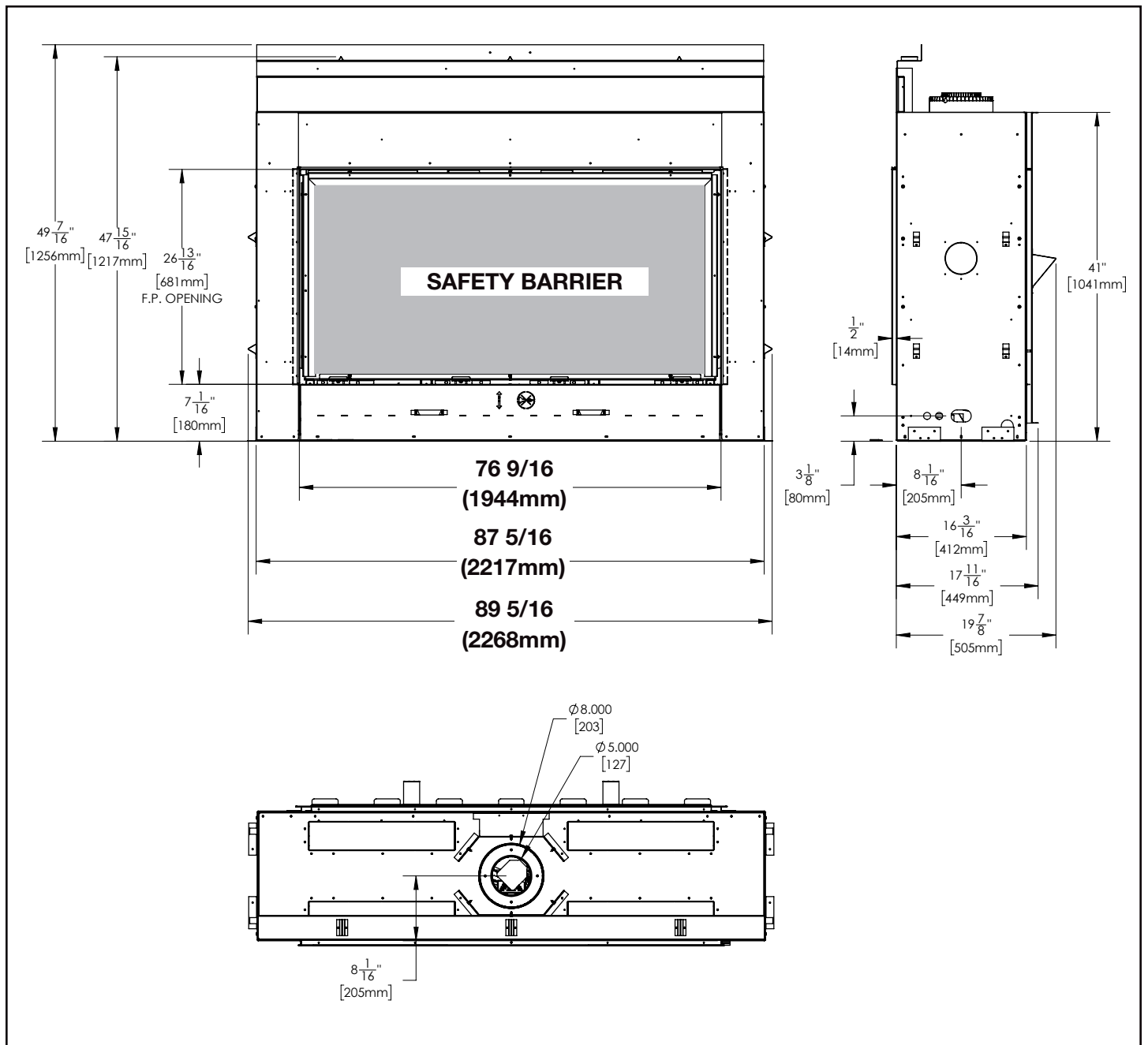


Specifications

Model	BTU	Width		Height		Depth		Viewing Area
		Actual	Framing	Actual	Framing	Actual	Framing	
TLV74N	48,000	89 5/16	89 13/16	47 15/16	48 3/16	19 7/8	20 1/8	76 9/16 X 26 13/16
TLV74LN								
TLV74P	41,500							
TLV74LP*								

*Propane models to be released at a later date. Check with your dealer or account executive.

Dimensions



Product information provided is not complete and is subject to change without notice. Please consult the installation manual for the most up to date installation information.

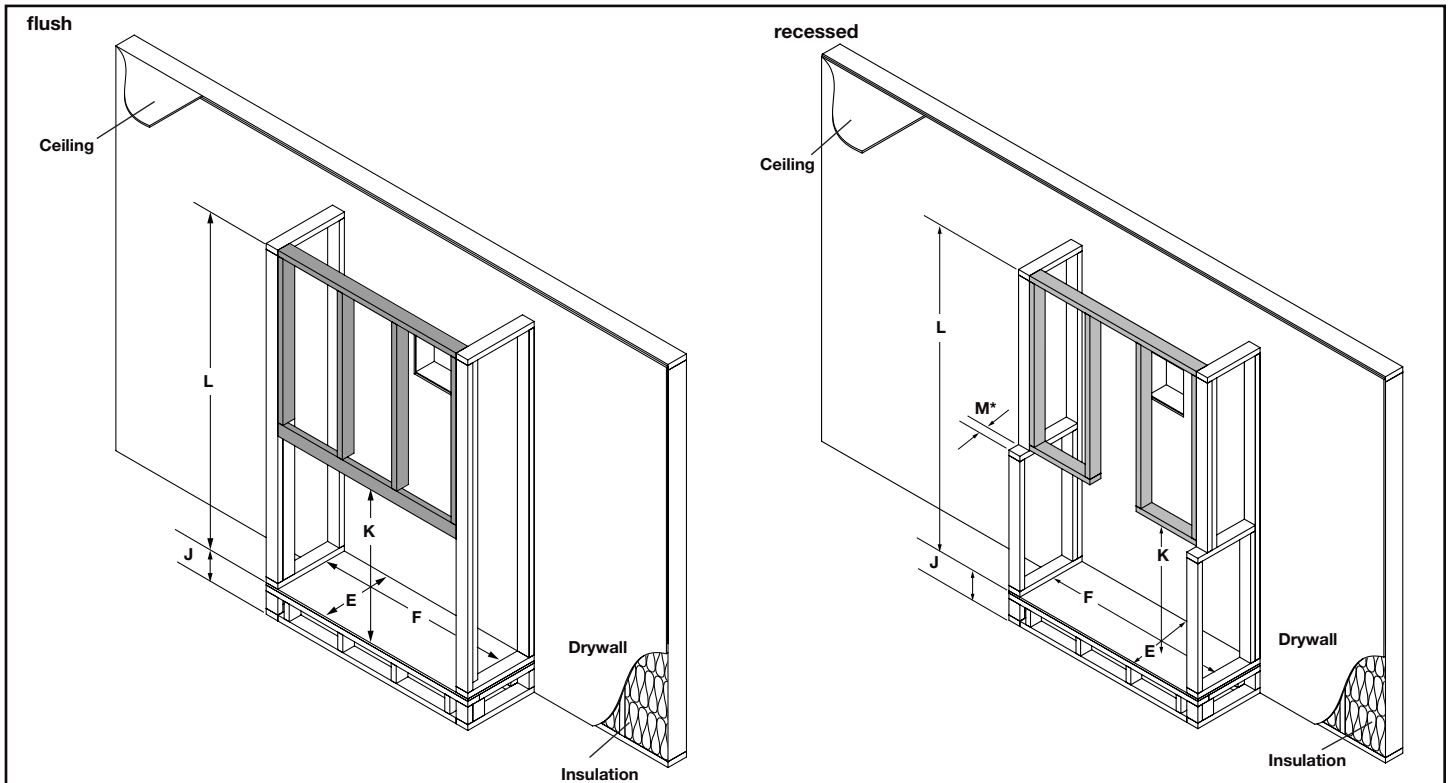
W415-4144 / B-0 / 11.23.23

TALL VECTOR™ 74 DIRECT VENT LINEAR GAS APPLIANCE



Product information provided is not complete and is subject to change without notice. Please consult the installation manual for the most up to date installation information.

Finish Framing



Ref	TLV74
K	48 3/16" (1224mm)
E	20 1/8" (511mm)
F	89 13/16" (2281mm)

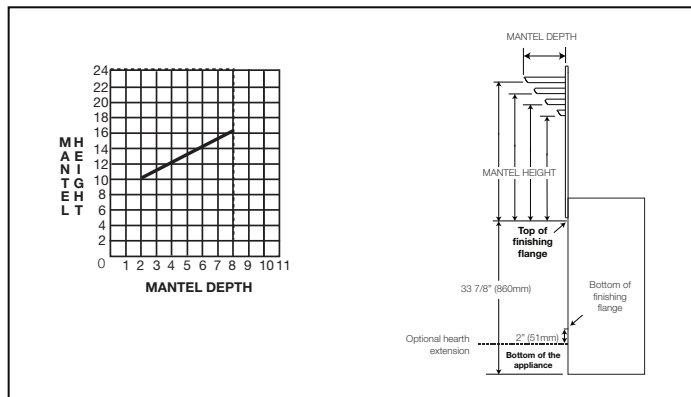
Ref	TLV74
J	Optional - Appliance does not need to be elevated above floor
L	91" (2311mm)
M*	3" (76mm)

*Can only be increased to 4" max by building a protrusion.

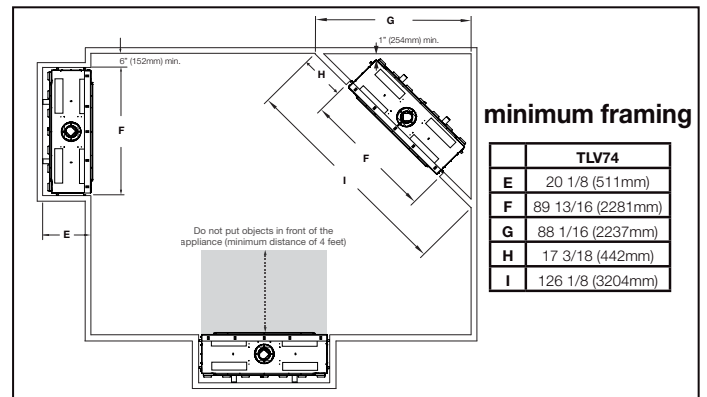
note:

The TLV series requires a minimum enclosure/ceiling height, as illustrated (dimension L), measured from the bottom of the appliance. For temperature requirements, this area must be left unobstructed. Some venting configurations that require more vertical rise will require a larger enclosure to provide minimum vertical clearance between vent pipes and combustibles.

Combustible Mantel Clearances



Appliance Location



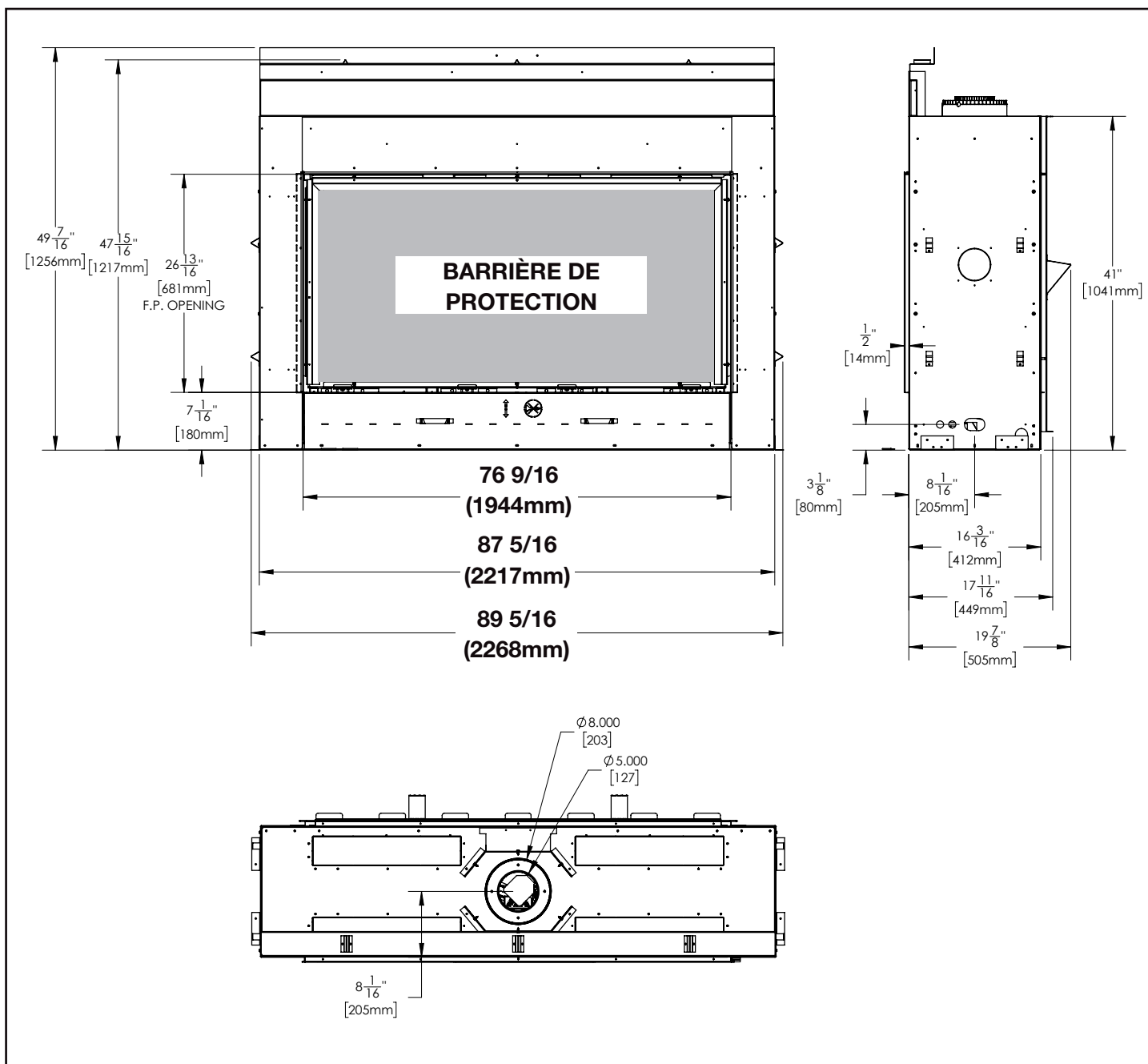
W415-4144 / B-0 / 11.23.23

Spécifications

Modèlew	BTU	Largeur		Hauteur		Profondeur		Dimensions de Vision
		Réel	Ossature	Réel	Ossature	Réel	Ossature	
TLV74N	48 000	89 5/16	89 13/16	47 15/16	48 3/16	19 7/8	20 1/8	76 9/16 X 26 13/16
TLV74LN								
TLV74P	41 500							
TLV74LP*								

*Les modèles au propane seront commercialisés ultérieurement. Renseignez-vous auprès de votre revendeur ou de votre chargé de clientèle.

Dimensions

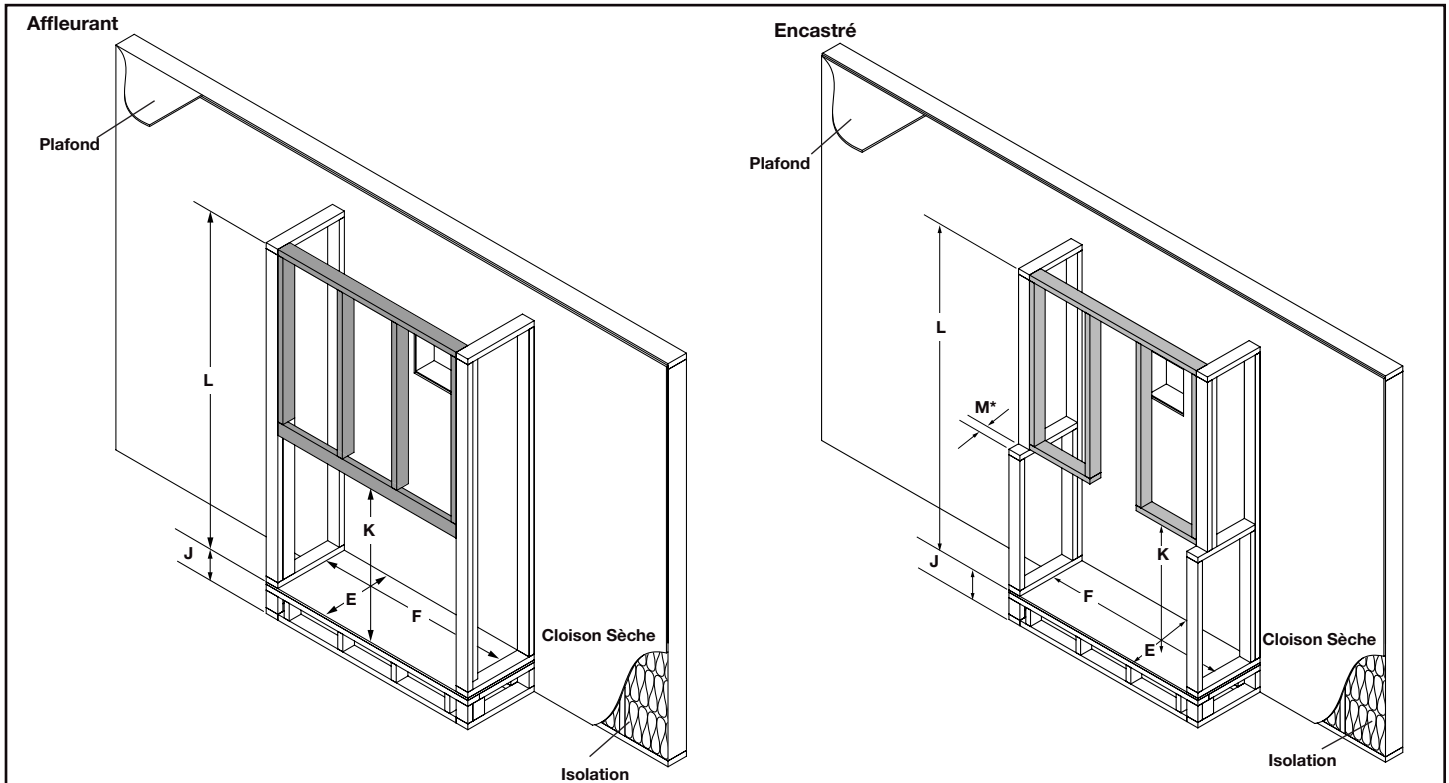


Information du produit fourni n'est pas complet et est sujet de changer sans préavis. Consultez le manuel d'installation pour information d'installation actuel.

W415-4144 / B-0 / 11.23.23

Information du produit fourni n'est pas complet et est sujet de changer sans préavis. Consultez le manuel d'installation pour information d'installation actuel.

Ossature Finis



Réf	TLV74
K	48 3/16" (1224mm)
E	20 1/8" (511mm)
F	89 13/16" (2281mm)

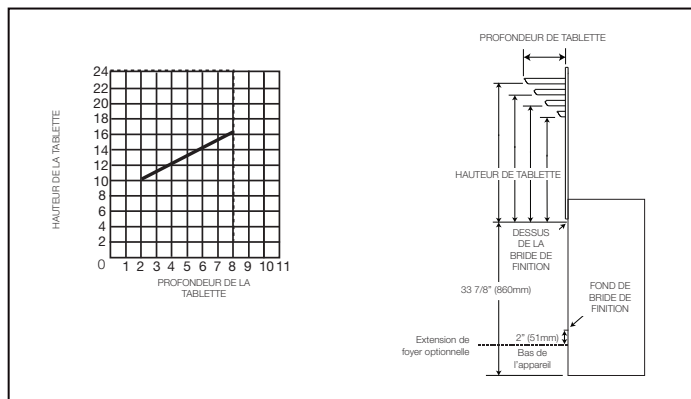
Réf	TLV74
J	Optional - Appliance does not need to be elevated above floor
L	91" (2311mm)
M*	3" (76mm)

*On ne peut augmenter que 4" max en construisant une saillie.

note:

La séries TLV requies un minimum hauteur d'enceinte/plafond, comme illustré (dimension L), mesuré du bas de l'appareil. Pour les exigences de températures, cet espace doit être dégager. Cerains configurations qui requies un enceinte plus large pour fournir les dégagements minimaux entre les conduits d'évacuation et les combustibles.

Dimensions Minimales de l'Encadrement



Emplacement de l'Appareil

