

The Traditions Family

Manchester

Wood Stove Model 8362

TruHybrid™ technology with the most features of any stove.



Efficiency

78%

HHV



HeatLife™

30

Hours



EPA Certified

0.65

g/hr



Features

Natural Convective Heat

The Manchester is built with an air channel up the back and across the top of the stove which helps circulate warm air through your home.

Convenient Features

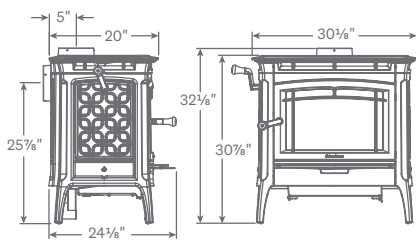
Load your fireplace through the side door and use the integral ash pan to help keep your hearth clean and tidy.

TruHybrid™ + Soapstone

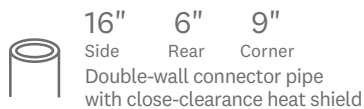
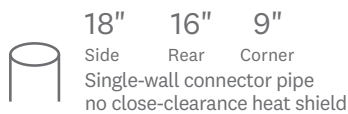
Lined with soapstone blocks and using our TruHybrid technology, the Manchester offers long-lasting and efficient heat.



Dimensions

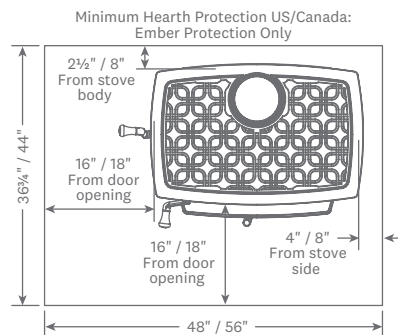


Clearances



Note: All information is for reference only. Refer to the owner's manual for full specification and installation details.

Hearth Protection



Finish Options



Matte Black



Brown Enamel

Specifications

HHV Efficiency	78%
HeatLife™*	30 hours
EPA Certified	0.65 g/hr
Heats up to	2,400 sq ft
Firebox Capacity	2.45 cu ft
BTU	Up to 75,000
Maximum Log Length	24"
Flue Exit & Diameter	Top or Rear* - 6"
Ash Pan	Included
Side Load Door	Left
Rear Heat Shield	Included
Weight	520 lbs

Accessories

Convection Blower	93-57600
Close Clear. Heat Shield	93-68600
Outside Air Adapter	93-53500
Side Door Lock Kit	93-70607

* Refer to the owner's manual for rear exit requirements.

* Under the right conditions, you will be able to start a new fire with kindling up to the end of the product's HeatLife™.