



Trekker shown in Classic Black with optional log set

At Quadra-Fire we believe that NOTHING BURNS LIKE A QUAD. We are committed to making heating with pellets both effortless and economical. Through our exclusive technologies and designs crafted to complement a wide range of spaces, these pellet stoves seamlessly respond to the demand for efficient and cost-effective warmth.

## Trekker



\*\*Up to \$2,000 annually for qualifying purchase.

## Castile



## Classic Bay 1200



## Santa Fe



	Trekker	Castile	Classic Bay 1200	Santa Fe
Peak BTU/hr Input <sup>1</sup>	51,000	30,600	41,100	30,600
Heating Capacity <sup>2</sup>	1,300 - 2,900 sq ft	700-1,900sq ft	1,000 - 2,700 sq ft	700 - 1,900 sq ft
Efficiency <sup>3</sup>	83% (LHV) 78% (HHV)	70% (LHV) 66% (HHV)	78% (LHV) 73% (HHV)	70% (LHV) 66% (HHV)
Burn Rate	1.9-5.9 lb/hr	1.0-3.4 lb/hr	1.9-5.3 lb/hr	1.0-3.4 lb/hr
Emissions	.74 g/h	1.1 g/h	1.0 g/h	1.1 g/h
Hopper Capacity	80 lbs	45 lbs	80 lbs	52 lbs
Actual Weight	429 lbs	258 lbs	349 lbs	240 lbs
Technology	E2	OE	OE	OE

### EXCLUSIVE TECHNOLOGIES

#### Efficient Energy

Efficient Energy (E2) technology saves money by using less fuel and adjusting the blower to maintain room temperature. It offers five manual heat settings and includes a standard 7-day wireless programmable thermostat for personalized comfort control.

#### Original Energy

Original Energy (OE) uses an aluminum heat exchange system with three heat settings for performance. The patented jam-free feed system and easy-clean firepot ensure reliable heat. A standard wall thermostat lets you set your desired room temperature and walk away.

## FEATURES AND OPTIONS

### 7-Day Programmable Wall Thermostat

comes standard on all Quadra-Fire pellet stoves and allows you to program up to four temperature levels each day.



### Patented, Cast Iron Firepot

is standard on all Quadra-Fire pellet stoves and is the most efficient way to burn pellets, creating temperatures exceeding 1000 degrees, assuring the fuel is completely burned and leaving only a fine ash behind that is easily removed.



### Log Set

Choose an optional log set to give your Quadra-Fire pellet stove the look of burning logs.



### Cast Iron Airfoil Heat Exchanger

This cast iron airfoil heat exchanger is the most efficient way to transfer the heat from your appliance to your room. (Available only on the Trekker)



### Aluminum Heat Exchanger

Easy to clean, the aluminum heat exchanger efficiently captures heat from your stove and uses the combustion blower to move the hot air into your space. (Available on the Castile, Classic Bay and Santa Fe pellet stoves.)

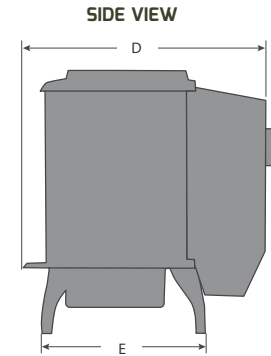
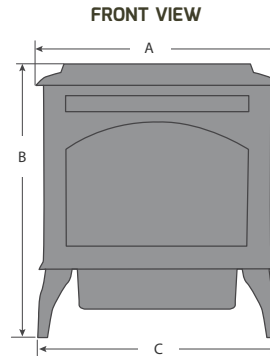
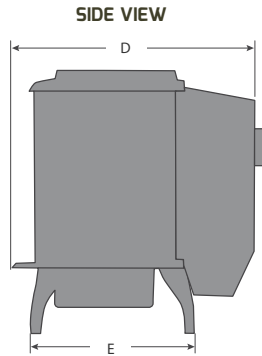
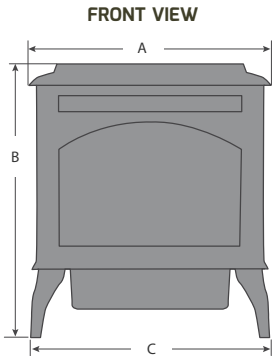


### Remote Control Thermostat

The optional handheld remote control allows you to run your appliance based on your personal comfort level.



## SPECIFICATIONS

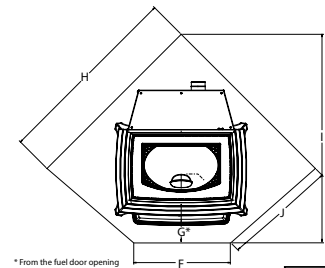


	A	B	C	D	E
<b>Trekker</b>	28-1/8" (714mm)	32" (813mm)	28-7/16" (722mm)	28-3/4" (730mm)	20" (508mm)
<b>Castile</b>	23-5/8" (600mm)	28-1/2" (724mm)	24" (610mm)	22-7/8" (581mm)	16-1/4" (413mm)

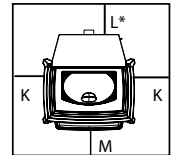
	A	B	C	D	E
<b>Classic Bay 1200</b>	28-1/2" (724mm)	31-5/8" (803mm)	28-1/2" (724mm)	27-5/8" (702mm)	25-3/4" (654mm)
<b>Santa Fe</b>	25-1/2" (648mm)	28-3/4" (730mm)	22-1/2" (572mm)	21" (533mm)	18-1/4" (464mm)

## CLEARANCES

	F	G*	H	I	J	K	L*	M
<b>Trekker</b>	24-1/4" (616mm)	6" (152mm)	39-3/4" (1010mm)	44-1/8" (1121mm)	22-5/8" (575mm)	2" (51mm)	2" (51mm)	6" (152mm)
<b>Castile</b>	15" (381mm)	6" (152mm)	33-1/4" (845mm)	39-1/2" (1003mm)	22-5/8" (575mm)	2" (51mm)	2" (51mm)	6" (152mm)
<b>Classic Bay 1200</b>	21-1/2" (546mm)	6" (152mm)	41-3/8" (1051mm)	47-3/4" (1213mm)	26-1/4" (667mm)	2" (51mm)	2" (51mm)	6" (152mm)
<b>Santa Fe</b>	15" (381mm)	6" (152mm)	32-1/4" (819mm)	39-5/8" (1006mm)	22-3/4" (578mm)	2" (51mm)	2" (51mm)	6" (152mm)



\* From the fuel door opening



\*See owners manual for exceptions. Use a noncombustible floor protector extending beneath appliance and to the front/sides/rear as indicated. Measure front distance (K) from surface of glass door. Floor protection must extend 2" beyond each side of pipe. Approved for use with Type 1 hearth pad.

Scan to learn more about our pellet stoves



For full warranty details, visit [www.forgenflame.com](http://www.forgenflame.com). All Quadra-Fire pellet stoves are certified to EPA standards.

1: BTU: 1st hour output uses high burn efficiency number. BTU will vary depending on the type of fuel used and moisture content of the fuel. 2: Heating capacity (in square feet) is a guideline only and may differ due to climate, building construction and condition, amount and quality of insulation, location of the heater, and air movement in the room. 3: Actual burn times will vary based on how the appliance is operated, load size, moisture content and type of wood used, chimney height and installation 4: Weighted average LHV (Low Heating Value) efficiency, HHV (High Heat Value) efficiency used to qualify products for Tax Credit beginning in 2023.

**IMPORTANT - READ BEFORE YOU INSTALL!** Refer to the Owner/Installation Manual for complete clearance requirements and specifications. The images and descriptions in this brochure are provided to assist you in product selection only.

Quadra-Fire is a registered trademark of Hearth & Home Technologies. Product specifications and pricing subject to change without notice.

**FORGENFLAME.COM**